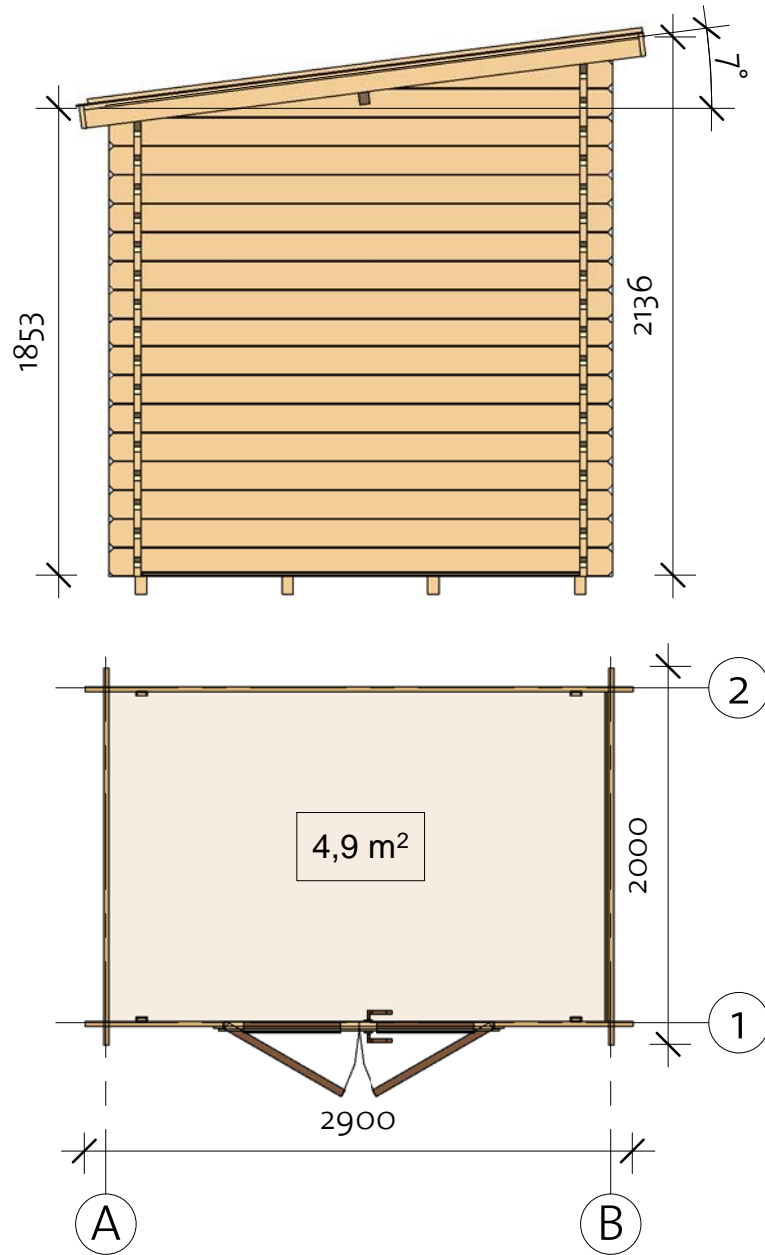
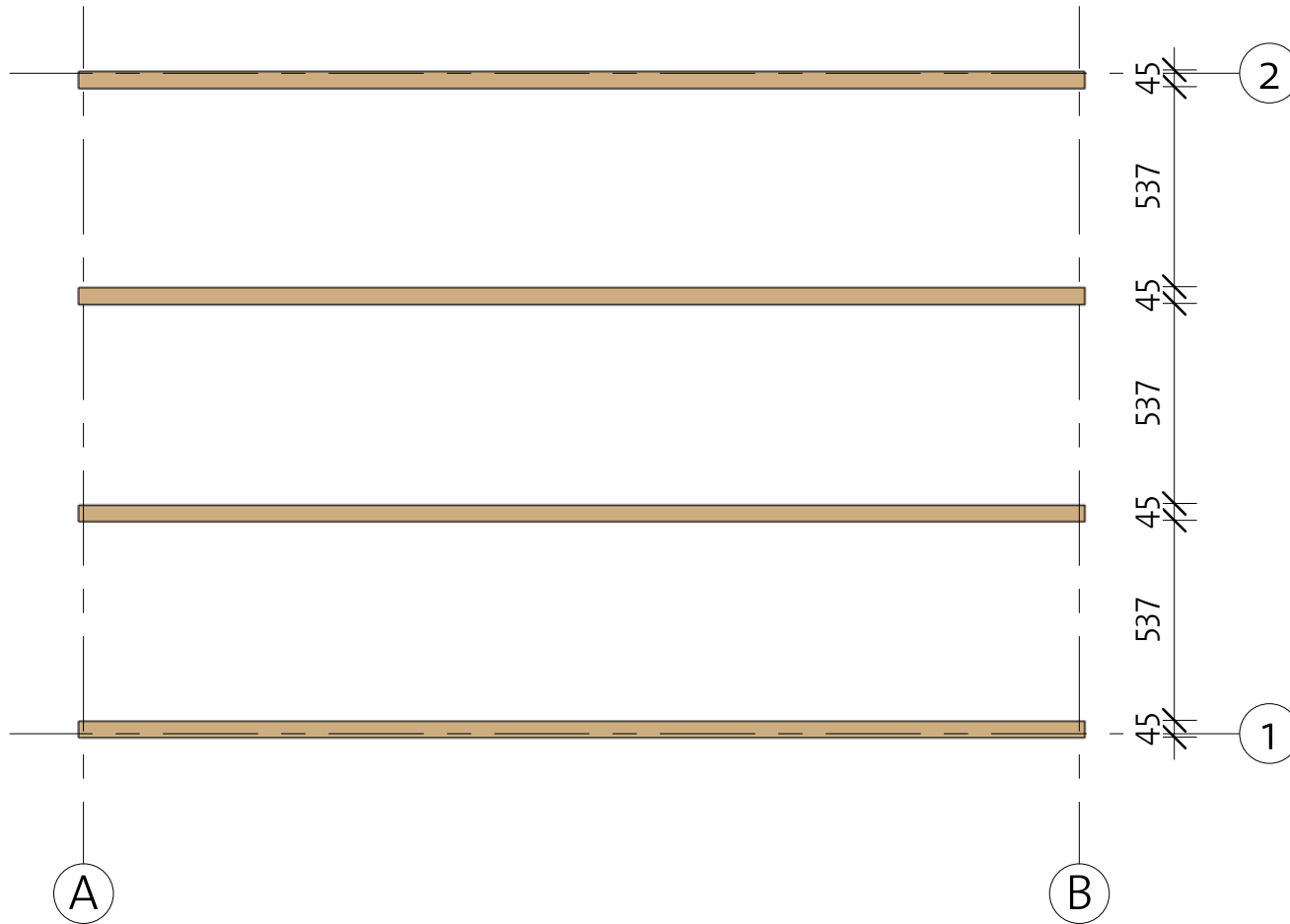


Annika I 28




Annika I 28

Foundation



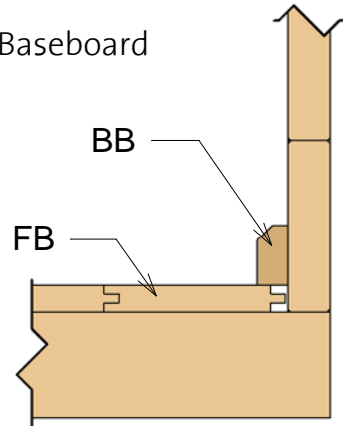
Impregnated foundation beams				
Mark	Type	Profile	Count	Length



IFB	IFB 45x70		4	2700
-----	-----------	-------------------------------------------------------------------------------------	---	------

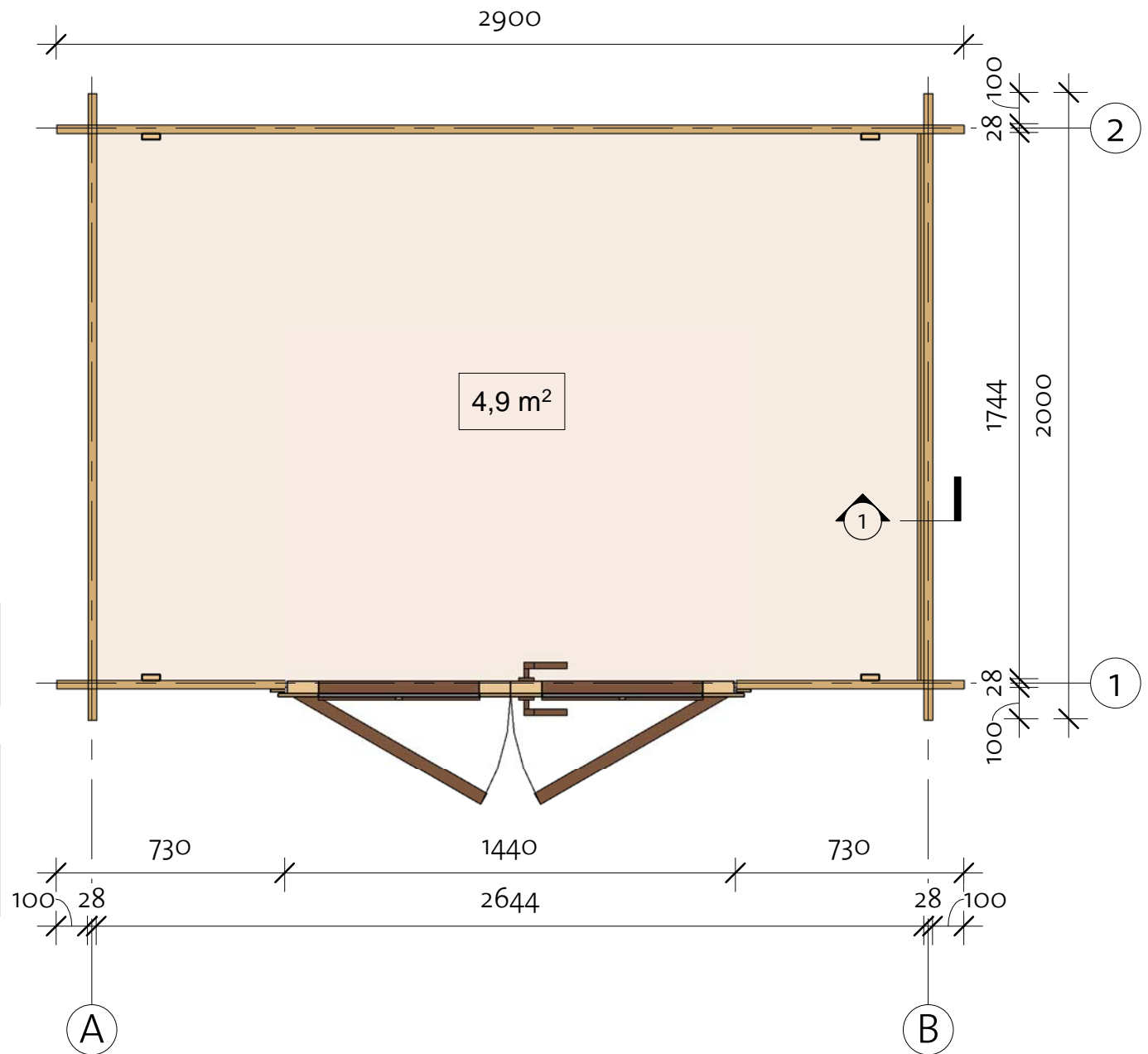
Annika I 28

Floor Plan

① Baseboard

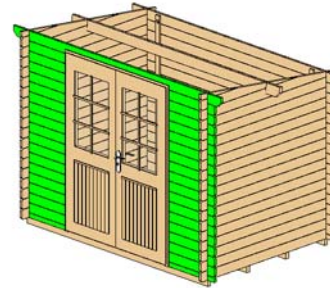


Floor Schedule				
Mark	Type	Profile	Count	Length
FB	FB 18x110		25	1740
BB	BB 20x40		--	8,8m



Annika I 28




Wall 1




Wall 1				
Mark	FM SortMark	Profile	Count	Cut Length
1BL 1	BL 1	28x57	2	730
1LG 1	LG 1	28x114	34	730
1TL 1	TL 1	28x115	1	3100

1BL 1	BL 1	28x57	2	730
1LG 1	LG 1	28x114	34	730
1TL 1	TL 1	28x115	1	3100

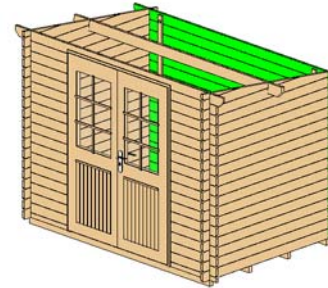
Log Profile Wall 1	
Profile	Profile

28x57	
28x114	
28x115	



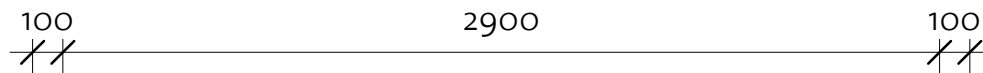

Annika I 28

Wall 2



Wall 2				
Mark	FM SortMark	Profile	Count	Cut Length

2BL 1	BL 1	28x57	1	2900
2LG 1	LG 1	28x114	15	2900
2TL 1	TL 1	28x115	1	3100

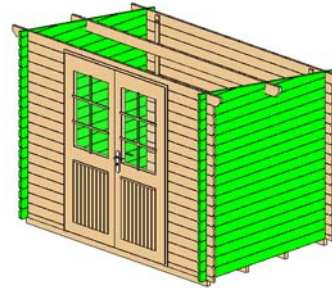


Log Profile Wall 2	
Profile	Profile

28x57	
28x114	
28x115	

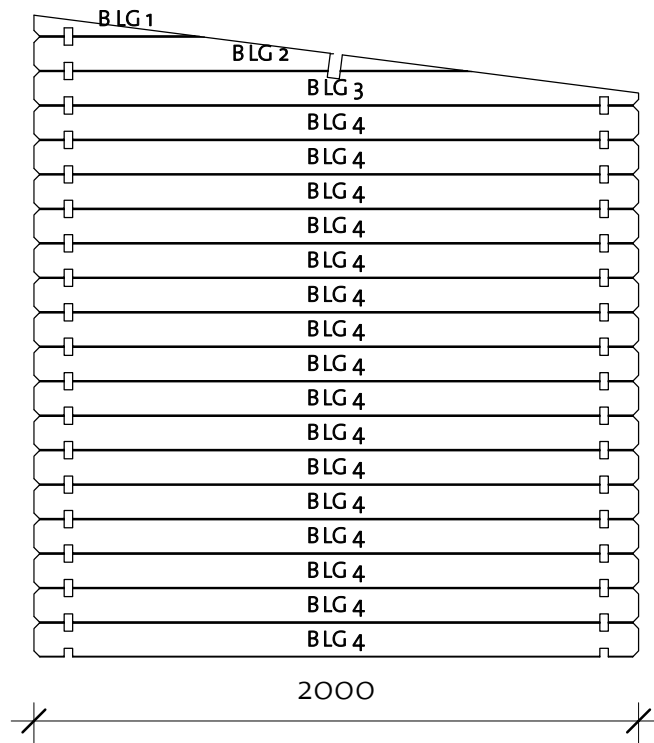
Annika I 28

Wall A/B



Wall A/B				
Mark	FM SortMark	Profile	Count	Cut Length

BLG 1	LG 1	28x114	1	548
BLG 2	LG 2	28x114	1	1434
BLG 3	LG 3	28x114	1	2000
BLG 4	LG 4	28x114	16	2000

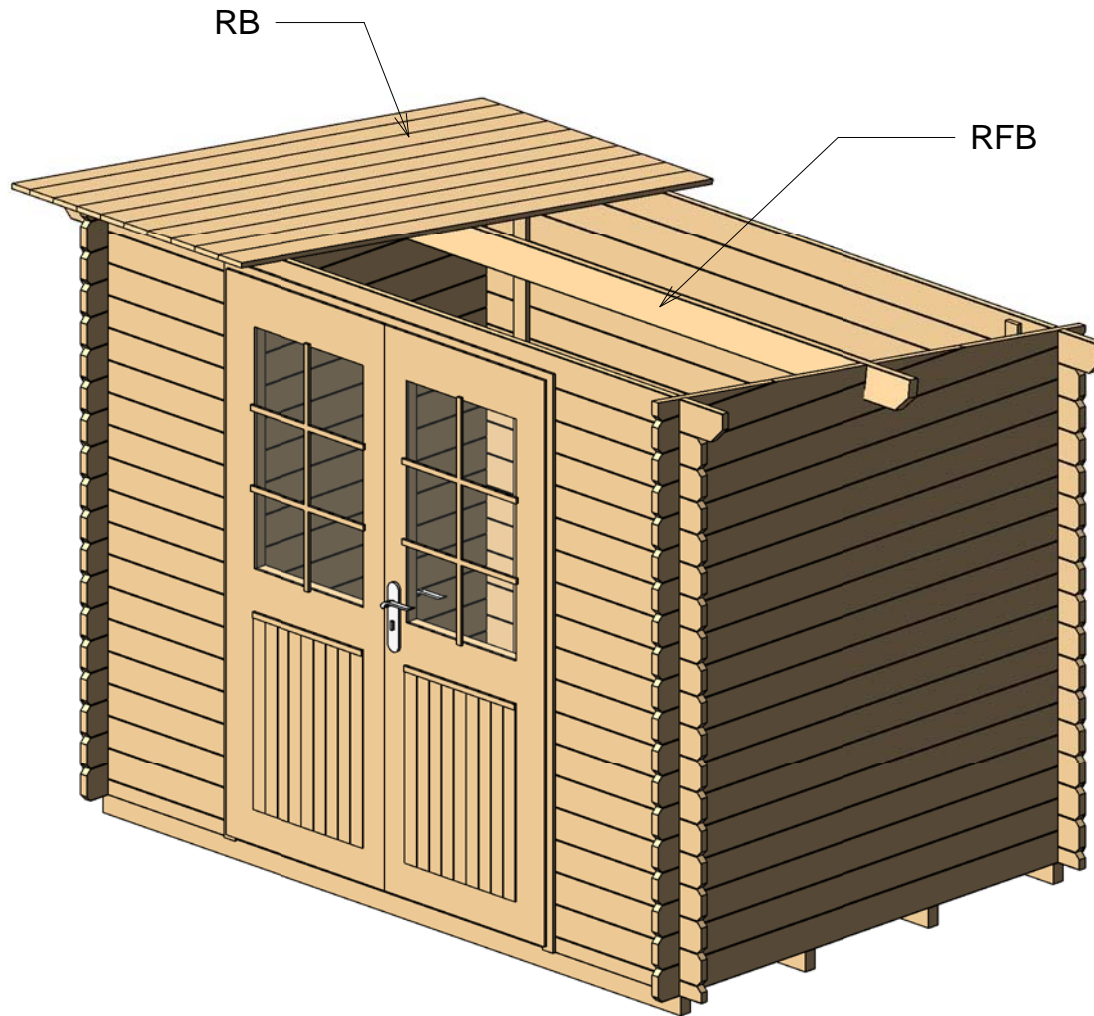


Log Profile Wall A/B	
Profile	Profile



28x114	
--------	--

Annika I 28

Roof 1

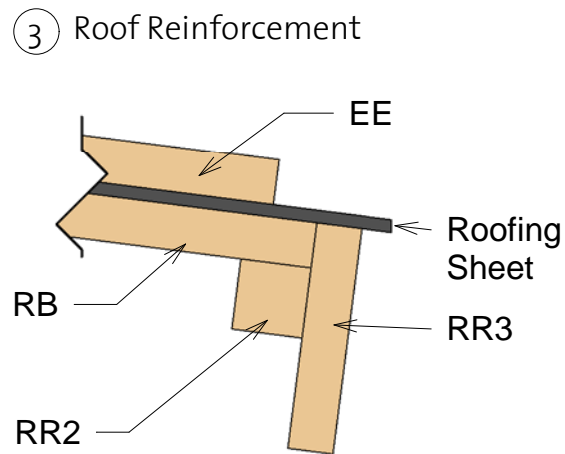
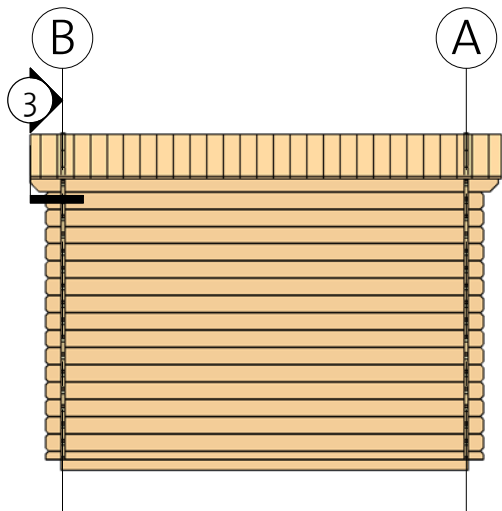
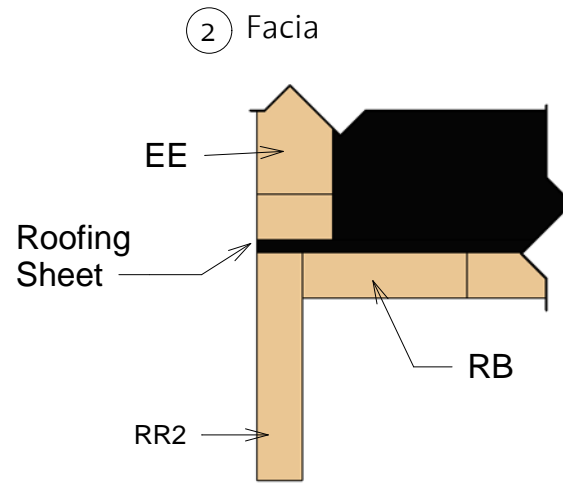
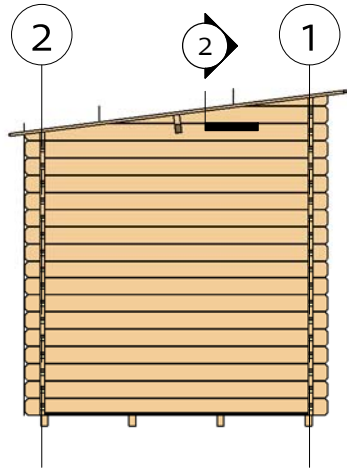


Roof				
Mark	Type	Profile	Count	Length

RFB	Beam 40x120		1	3100
RB	RoofBoard 18x110		30	2220

Annika I 28

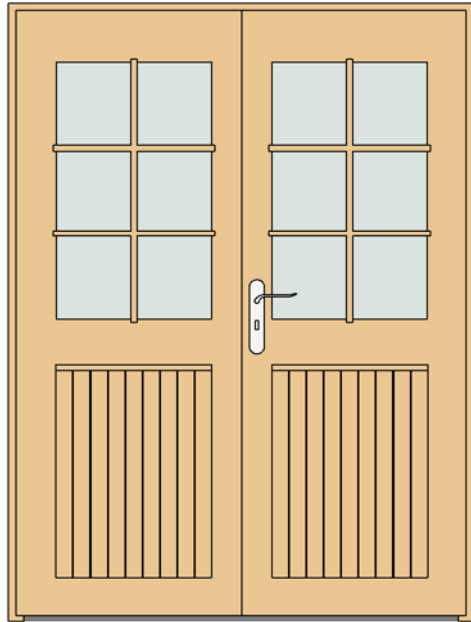
Roof 2



Fascia Schedule				
Mark	Type	Profile	Count	Length
EE	Eave Edging 18x30		2	2220
RR1	Roof reinforcement 18x90		2	3140
RR2	Roof reinforcement 18x90		2	2220
RR3	Roof reinforcement 28x28		2	3100

Annika I 28

Extras



Door Schedule				
Mark	Type	Width	Height	Count
DDB1	Double door basic	1425	1955	1
DCB6	Door crossbar 6	--	--	2

Fasteners/Extras		
Name	Comments	Count

Hitblock	300-400 mm	
Bolts	M8 x 60	12
Screws	5,0 x 70	15
Screws	6,0 x 140	25
Screws	4,0 x 40	60
Screws	4,0 x 50	295




Windboard		
Type	Count	Length

Windboard 18x38	2	1770
Windboard 18x38	2	2010


Annika I 28


List of all items 1

Impregnated foundation beams				
Mark	Type	Profile	Count	Length



IFB	IFB 45x70		4	2700
-----	-----------	-----------------------------------------------------------------------------------	---	------

Floor Schedule				
Mark	Type	Profile	Count	Length





FB	FB 18x110		25	1740
----	-----------	-------------------------------------------------------------------------------------	----	------

BB	BB 20x40		--	8,8m
----	----------	-----------------------------------------------------------------------------------	----	------

Roof				
Mark	Type	Profile	Count	Length

RFB	Beam 40x120		1	3100
RB	RoofBoard 18x110		30	2220

Fascia Schedule				
Mark	Type	Profile	Count	Length

EE	Eave Edging 18x30		2	2220
RR1	Roof reinforcement 18x90		2	3140
RR2	Roof reinforcement 18x90		2	2220
RR3	Roof reinforcement 28x28		2	3100

Annika I 28

List of all items 2

Wall 1				
Mark	FM SortMark	Profile	Count	Cut Length

1BL 1	BL 1	28x57	2	730
1LG 1	LG 1	28x114	34	730
1TL 1	TL 1	28x115	1	3100



Wall 2				
Mark	FM SortMark	Profile	Count	Cut Length

2BL 1	BL 1	28x57	1	2900
2LG 1	LG 1	28x114	15	2900
2TL 1	TL 1	28x115	1	3100

Wall A/B				
Mark	FM SortMark	Profile	Count	Cut Length

BLG 1	LG 1	28x114	1	548
BLG 2	LG 2	28x114	1	1434
BLG 3	LG 3	28x114	1	2000
BLG 4	LG 4	28x114	16	2000

Log Profiles	
Profile	Profile

28x57	
28x114	
28x115	